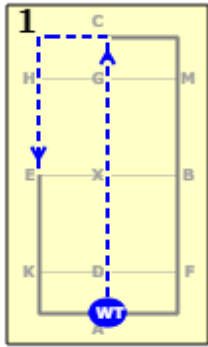




BD NOVICE TEST 30 (2006) (non-premium version)

[20x40, viewed from A end]



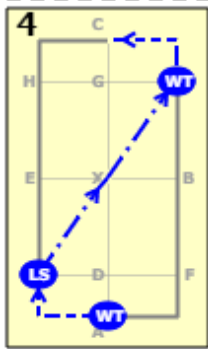
A: Enter in working trot and proceed down centre line
C: Turn left



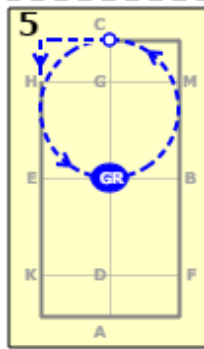
E: Half circle left 10 metres diameter
X: Half circle right 10 metres diameter



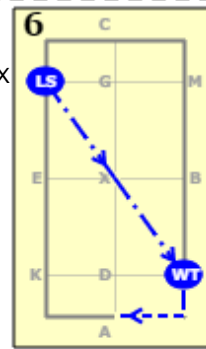
BA: Working trot
A: Circle right 20 metres diameter
Give and retake reins at X



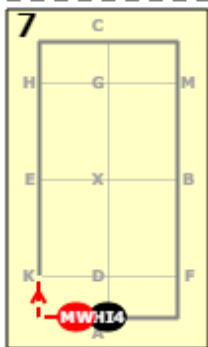
AK: Working trot
KXM: Change rein and show some medium trot strides
MC: Working trot



C: Circle left 20 metres diameter
Give and retake reins at X
CH: Working trot



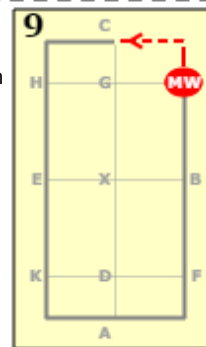
HXF: Change the rein and show some medium trot strides
FA: Working trot



A: Halt immobility 4 seconds
Proceed in medium walk



Double mark
KXM: Change the rein in a free walk on a long rein



MC: Medium walk

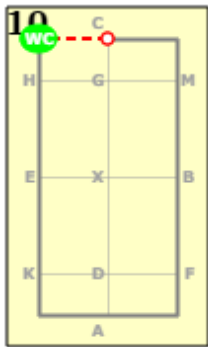
Commanders should use British Dressage test sheet

* Test content © 2015 British Dressage * Diagrams in association with British Dressage

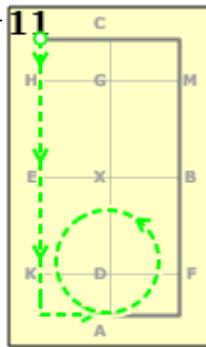
Printed 22/12/15 C



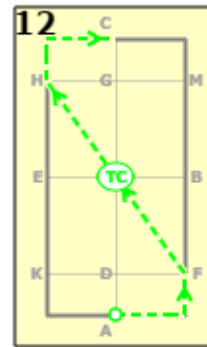
BD NOVICE TEST 30 (2006) (non-premium version)



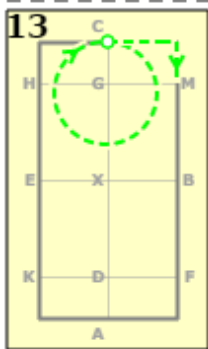
bet. C&H: Working canter left



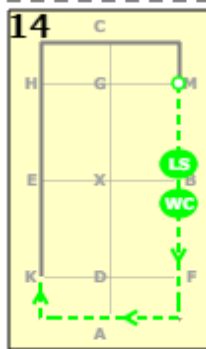
HEKA: Working canter
A: Circle left 15 metres



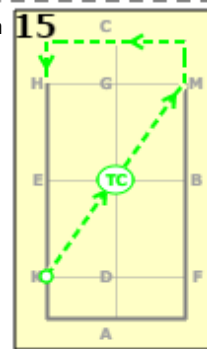
AF: Working canter
FXH: Change the rein
X: Change of leg through trot
HC: Working canter



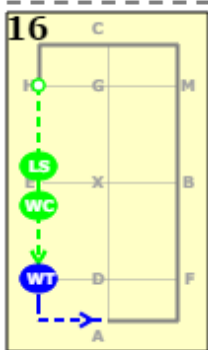
C: Circle right 15 metres
CM: Working canter



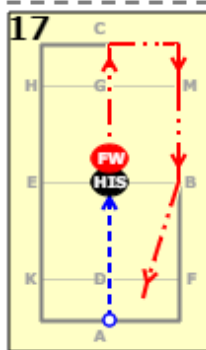
MF: Show some medium strides over B
FAK: Working canter



KXM: Change the rein
X: Change of leg through trot
MCH: Working canter



HK: Show some medium strides over E
KA: Working trot



A: Down the centre line
X: Halt immobility salute
Leave the arena in a free walk on a long rein where appropriate

Commanders should use British Dressage test sheet

* Test content © 2015 British Dressage * Diagrams in association with British Dressage

Printed 22/12/15 C